


PEDIATRICS

Technical Considerations:

1. Highest resolution camera
2. Magnification available

Patient Safety:

1. Never left alone
2. Parent present
3. Restrictive devices
4. Utilize child skills, have toys available




PEDIATRICS

Immobilization Techniques:

1. Use straps and tape, avoid sedation
2. Toys, dim lights quite room
3. Monitor circulation if using straps
4. Avoid artifacts
5. Crash-cart, nurse must be available

Sedation:

1. Chloral Hydrate: most common type, mild and short lasting
2. Often used together with catheters




PEDIATRICS

Patient-Parent Interaction:

1. Parent is usually helpful
2. Interview patient alone if she is child-bearing age
3. For tests without prep, feed young children right before test to induce sleep

Injection Technique:

1. Ability to work under stress
2. If not sure, don't do it
3. Capable of empathy
4. Use shallow veins (hands)




PEDIATRICS

Young's Rule

Clark's Rule

Webster's rule

Fried's Rule



PEDIATRICS



Skeletal Imaging:

Indications:

Infection

Traumas

Oncology



PEDIATRICS

Genitourinary System



Indications:

Functional Imaging

Morphologic Imaging

Cystograms

Testicular Scans



PEDIATRICS


Gastrointestinal System

Hepatobiliary Imaging

Meckel's Diverticulum

Gastroesophageal Reflux/ Gastric Emptying

Colon Transit Time Imaging



PEDIATRICS

Cardiovascular Imaging

Shunt Imaging

